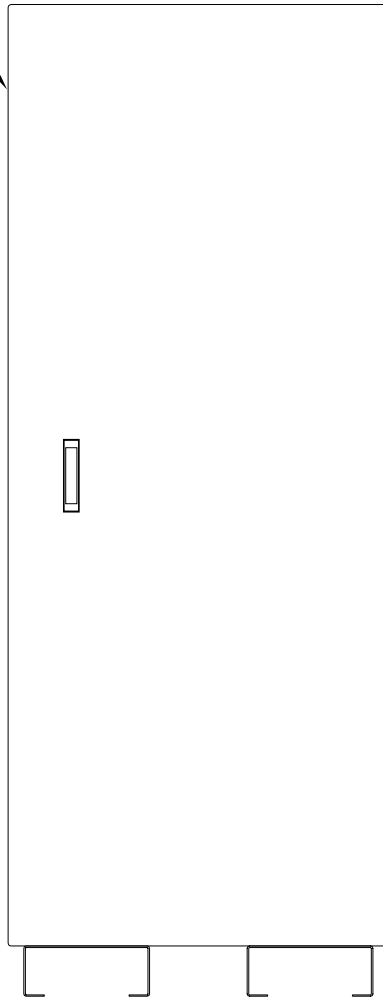
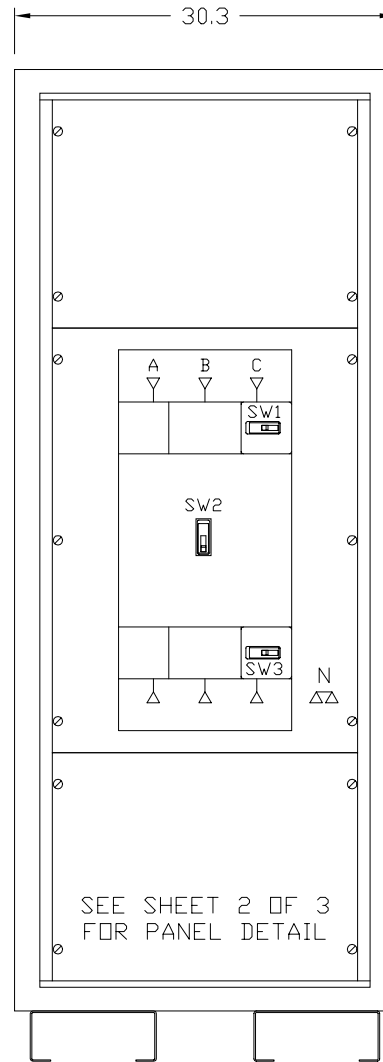


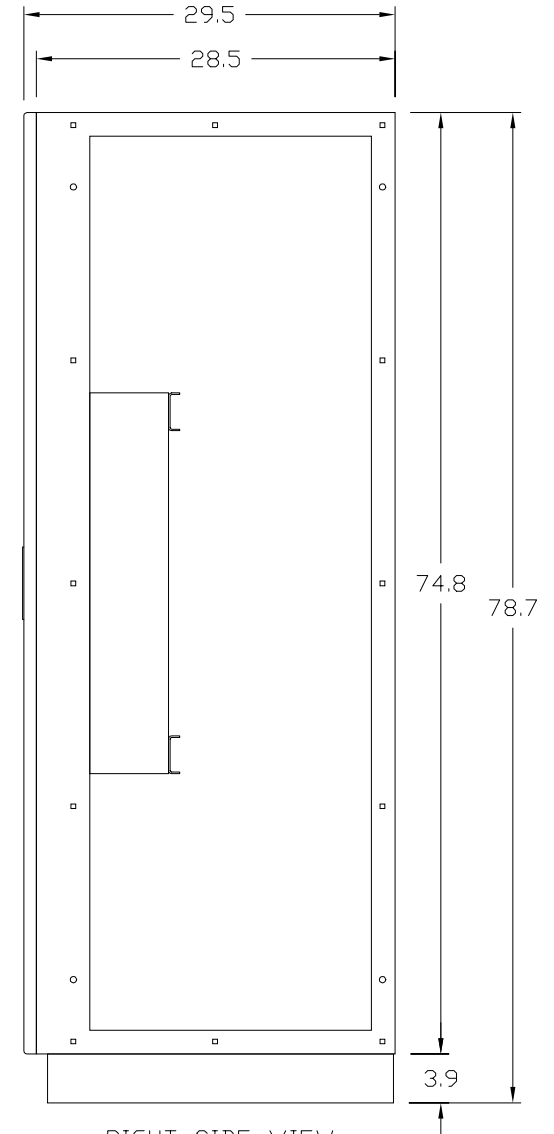
REMOVABLE LEFT
SIDE COVER



FRONT VIEW
DOOR SHOWN



FRONT VIEW
DOOR REMOVED



RIGHT SIDE VIEW
SIDE COVER REMOVED

This Document Contains Proprietary and Confidential Information.
Duplication, reproduction or use of this document or its contents in any form
other than as expressly permitted by Kinney Electrical Mfg. Co., is prohibited.

MITSUBISHI ELECTRIC
VERNON HILLS, ILLINOIS

REVISIONS

PART NO.: SEE TABLE

DESCRIPTION: 3 BREAKER 9700 SERIES MBP PANEL - 225 AMP MAX.

MEAU APPROVED: *JMA*

KINNEY APPROVED: *RFM*

REV.: *

DATE: 11-1-2000

CAD FILE:

DRAWING NO.:

SHEET:

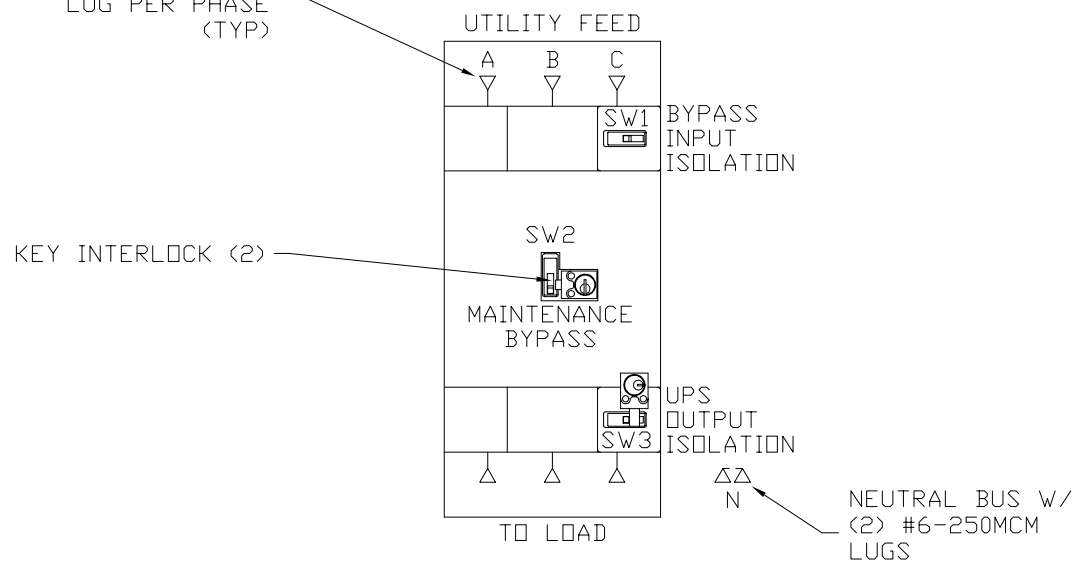
DRAWN BY: RFM

MBF97000225A02

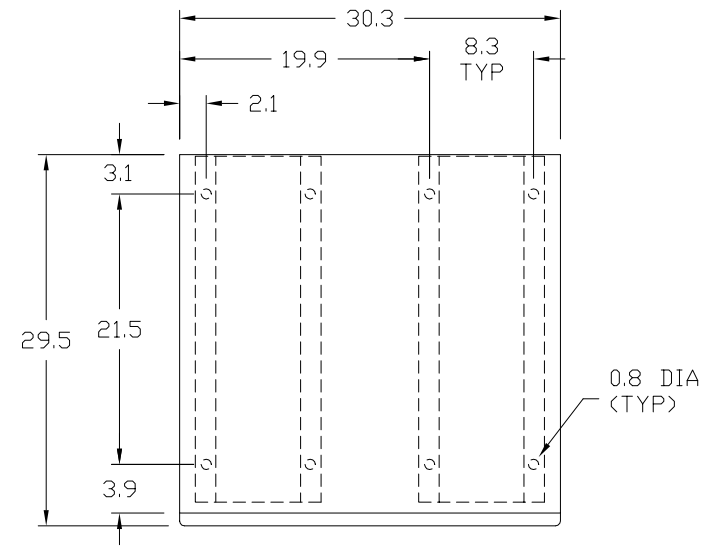
M0000128

1 OF 3

225 AMP M.L.D.
W/ (1) #6-250MCM
LUG PER PHASE
(TYP)



PANEL WITH INTERLOCKS



PLAN VIEW
ANCHOR DETAIL

This Document Contains Proprietary and Confidential Information.
Duplication, reproduction or use of this document or its contents in any form other than as expressly permitted by Kinney Electrical Mfg. Co., is prohibited.

MITSUBISHI ELECTRIC
VERNON HILLS, ILLINOIS

REVISIONS			PART NO.: SEE TABLE		
			DESCRIPTION: 3 BREAKER 9700 SERIES MBP PANEL - 225 AMP MAX.		
			MEAU APPROVED: <i>JMA</i>	KINNEY APPROVED: <i>RFM</i>	REV.: *
			DATE: 11-1-2000	CAD FILE:	DRAWING NO.: SHEET:
			DRAWN BY: RFM	MBF97000225A02	M0000128 2 OF 3

3 BREAKER MAINTENANCE BYPASS PANEL (MBP) 15-225 AMPERES

PART NUMBER:

FB973-X X X-150-480 N

A.I.C. RATING OPTION

ACCESSORY OPTION 1

ACCESSORY OPTION 2

INTERLOCK OPTION

PART NUMBER	UPS SERIES	KVA	BREAKER TYPE	AMPERES	SERVICE	A. I. C. RATING
FB973-CDP-150-480N	9700/9800	100	FD	150	480/277V	25,000
FB973-CDP-225-480N	9700/9800	150	FD	225	480/277V	25,000
FB973-CDP-125-600N	9700/9800	100	FD	125	600V	18,000
FB973-CDP-200-600N	9700/9800	150	FD	200	600V	18,000

A.I.C. RATING CODES:

H - HIGH INTERRUPTING
U - ULTRA HIGH INTERRUPTING

INTERLOCK OPTION:

K - KEY INTERLOCK
N - NONE

ACCESSORY CODES:

- 1 - 1a/1b AUXILIARY SWITCH
- 2 - 2a/2b AUXILIARY SWITCH
- 3 - 24VDC UNDER VOLTAGE RELEASE
- 4 - 1m/1b ALARM/LOCKOUT SWITCH
- 5 - 1a/1b AUXILIARY & 1m/1b ALARM SWITCH

NOTES:

- 1. ACCESSORIES NORMALLY INSTALLED ON SW2.
- 2. PUT LOWEST CODE IN OPTION 1, i.e. 12, 24.

A. I. C. RATING	208/120V	RATING CODE	480/277V	RATING CODE	600V	RATING CODE
25,000	--	--	FD	--	HFD	H
35,000	--	--	--	--	FDC	U
65,000	ED	--	HFD	H	--	--
100,000	EDH	H	FDC	U	--	--
200,000	EDC	U	--	--	--	--

ENCLOSURE NOTES:

ENCLOSURE: NEMA 1 (UL 50 LISTED ENCLOSURE).

BOX: 12 GAUGE PAINTED STEEL, CONTINUOUSLY WELDED SEAMS AND CORNERS, NO KNOCKOUTS.

DOOR: 12 GAUGE PAINTED STEEL EQUIPPED WITH MITSUBISHI HANDLE WITH THREE POINT CATCH.

FINISH: MITSUBISHI BEIGE POLYESTER POWDERCOAT APPLIED TO SURFACES TREATED WITH AN IRON PHOSPHATE AND CHROME FREE SEALER.

MAINTENANCE BYPASS PANEL NOTES:

KINNEY PANEL TYPE: CDP (UL 67 LISTED INTERIOR)

SERVICE: SEE TABLE ABOVE.

BUS: ELECTROLYTIC COPPER OF 98% CONDUCTIVITY, BASED ON 1000 AMPS PER SQUARE INCH DENSITY.

WIRE BENDING GUTTER: MEETS OR EXCEEDS NEC TABLES 373-6(a), 373-6(b).

BREAKERS: WESTINGHOUSE THERMAL-MAGNETIC, 225 AMP FRAME, 3 POLE, TRIP AS INDICATED:

SEE TABLE ABOVE FOR BREAKER TYPE, AMPERES, AND A.I.C. RATING.

BREAKER TERMINAL LUG: (1) #4-4/0 PER PHASE.

KEY INTERLOCK: KIRK TYPE F, BREAKERS ARE INTERLOCKED SO AT LEAST ONE BREAKER IS ON AT ANY GIVEN TIME.

This Document Contains Proprietary and Confidential Information.
Duplication, reproduction or use of this document or its contents in any form other than as expressly permitted by Kinney Electrical Mfg. Co., is prohibited.

MITSUBISHI ELECTRIC
VERNON HILLS, ILLINOIS

REVISIONS

PART NO.: SEE TABLE

1	REVISED BKR. NOTES 5-24-01			DESCRIPTION: 3 BREAKER 9700 SERIES MBP PANEL - 225 AMP MAX.
				MEAU APPROVED: <i>JMA</i> KINNEY APPROVED: <i>RFM</i> REV.: 1
				DATE: 11-1-2000 CAD FILE: DRAWING NO.: SHEET:
				DRAWN BY: RFM MBF97000225A02 M0000128 3 OF 3